

Berrien County Trial Court - Family Division

Hon. Mabel J. Mayfield, Chief Judge

Hon. Brian S. Berger, Presiding Judge

Hon. Gordon G. Hosbein



Juvenile Court Services

2022

Report Card Summary

Community Protection

The citizens of Berrien County have a right to safe and secure communities

Accountability

Juveniles who commit a crime incur an obligation to restore justice to the victim and community.

Competency Development

Youth who are under the jurisdiction of the Juvenile Justice System should acquire knowledge and skills to become productive members of society.



2021 Informal Cases/Diversion Program

Post Informal Recidivism Data

The chart below show the recidivism rates for youth that were on informal probation. The figures listed reflect the percentage of youth who did not re-offend 12 months after case closure.

2022 Informal Cases/ Diversion Program Data

- **Diversion Cases Closed = 148**

- ◇ *Consent = 139*
- ◇ *Intake Adjustment = 9*

- **Re-offending data**

(while under supervision)

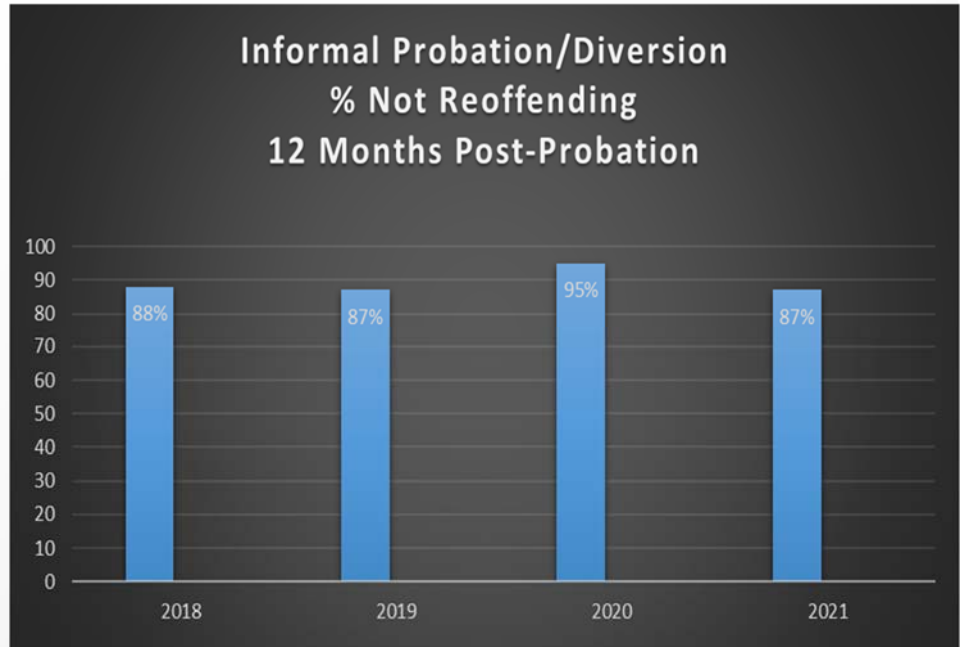
No new offenses = 147 out of 148 or 99%

- **Community Service**

Hours ordered = 285

Hours completed = 287

Minimum Wage Equivalent = \$2833



Cases Closed: 2018= 74 2019 = 173 2020= 57 2021 = 76



2022 Formal Cases Data

- **Formal Cases Closed = 94**
 - ◇ Plea Under Advisement = 1
 - ◇ Warn & Dismissed = 14
 - ◇ Minimum Risk = 14
 - ◇ Standard Probation = 45
 - ◇ School-Based = 8
 - ◇ IPS/High Risk Standard = 12

- **Re-offending data**

(while under supervision)

No new offenses = 73 out of 94

(78%)

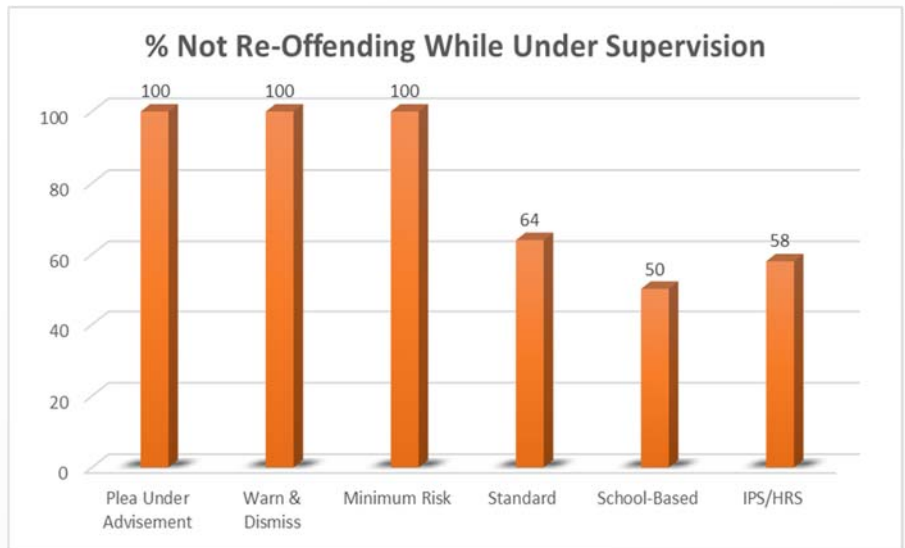
- **Community Service**

Hours ordered = 1555

Hours completed = 1503 or 97%

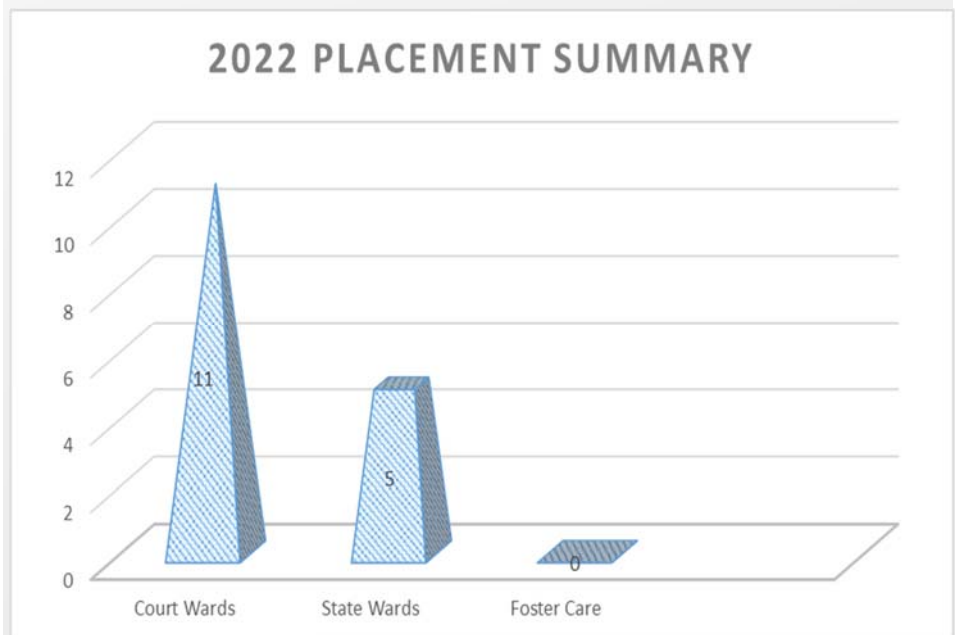
Minimum Wage Equivalent = \$14835

2022 Formal Cases



2022 Placement Summary

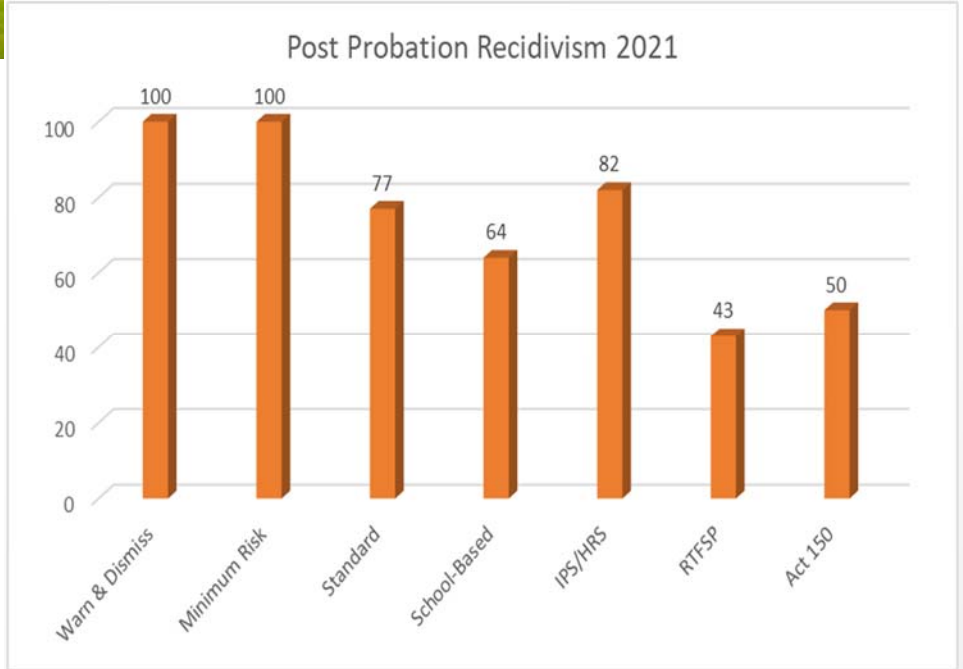
The following graph shows the number of youth involved with the juvenile justice system that were placed in Foster Care or committed to out-of-home placement as a Court ward or a State ward per Public Act 150.





Post Probation Recidivism 2021

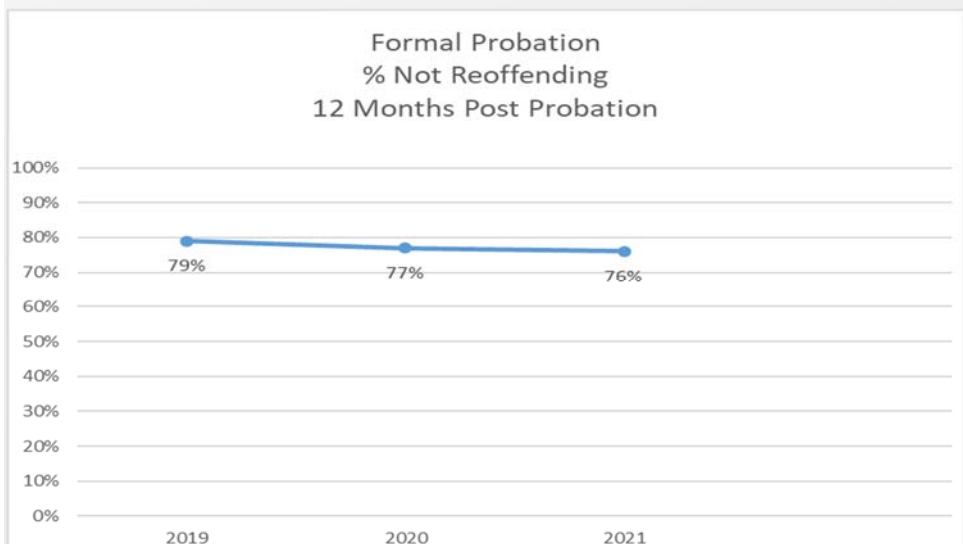
The chart below show the recidivism rates for youth that were on formal probation in 2021. The figures listed reflect the percentage of youth who did not re-offend 12 months after case closures by supervision type.



Formal Cases
Continue..

Post Probation Recidivism (3 Year Trend)

The chart below show the recidivism rates for youth that were on formal probation. The figures listed reflect the percentage of youth who did not re-offend 12 months after case closure.



Cases Closed: 2019= 127

2020 = 126

2021= 100

Both Informal/Diversion and Formal Cases

Successful Completion of Probation

Successful = 231 out of 249 or 93%

Unsuccessful = 18 out of 249 or 7%

School Status at Case Closure

Youth Enrolled = 232 out of 249 or 93%

Youth Not Enrolled = 1

Youth Expelled = 5

HS Diploma = 5 received

GED = 4 received

Dropped Out = 2

Restitution


Amount ordered = \$4060

Amount collected = \$3450

Collection rate = 85%

Drug Tests

Tests administered = 176 (69% Negative)



Berrien County Trial Court - Family Division

Court Services

811 Port Street
St. Joseph, MI 49085

269.982.8615
269-982-8697 fax

www.berriencounty.org