

NOVEMBER 3, 2020 GENERAL ELECTION
STATEMENT OF VOTES Lake Michigan College Board of Trustees

	Turnout	Paul Bergan	Vicki Burghdoff	Debra Johnson	James McGee	Phil Oretsky	Mary Jo Tomasini	Total write-in
Bainbridge Twp	73.71%	439	544	396	244	202	555	32
Baroda Twp	70.40%	492	508	472	328	189	648	20
Benton Charter Twp Pct 1	47.41%	307	359	486	375	144	363	63
Benton Charter Twp Pct 2	34.85%	146	118	341	210	74	172	48
Benton Charter Twp Pct 3	62.88%	206	160	284	219	74	271	29
Benton Charter Twp Pct 4	58.67%	274	219	322	198	121	420	40
Benton Charter Twp Pct 5	45.38%	280	236	395	255	92	429	75
Benton Charter Twp Pct 6	43.81%	399	243	481	324	56	306	73
Berrien Twp Pct 1	71.78%	487	412	470	273	180	443	24
Berrien Twp Pct 2	62.11%	376	278	366	196	171	332	23
Bertrand Twp	70.48%	342	391	535	417	205	483	17
Buchanan Twp	68.58%	483	515	661	404	357	619	32
Chikaming Twp	74.29%	468	572	666	319	267	785	28
City of Benton Harbor Pct 1	37.71%	306	176	405	267	38	225	52
City of Benton Harbor Pct 2	33.46%	132	139	250	183	24	115	38
City of Benton Harbor Pct 3	39.84%	203	166	490	314	74	215	75
City of Benton Harbor Pct 4	36.96%	182	137	384	330	46	227	67
City of Bridgman	70.94%	326	367	354	278	194	487	30
City of Buchanan Pct 1	53.54%	293	332	360	254	135	410	45
City of Buchanan Pct 2	60.57%	253	263	324	182	100	248	33
City of Coloma	63.92%	171	268	253	196	102	292	17
City of New Buffalo	58.64%	192	320	398	164	156	371	15
City of Niles Pct 1	41.41%	157	230	295	230	108	291	46
City of Niles Pct 2	46.15%	237	339	399	225	203	375	35
City of Niles Pct 3	41.17%	191	300	312	193	114	337	27
City of Niles Pct 4	55.65%	375	396	496	292	192	434	29
City of St. Joseph Pct 1	68.65%	441	474	627	244	177	833	25
City of St. Joseph Pct 2	71.37%	413	413	603	275	197	752	17
City of St. Joseph Pct 3	66.15%	315	417	516	253	181	722	44
City of Watervliet	56.02%	163	209	190	127	133	239	9
Coloma Charter Twp Pct 1	59.76%	430	465	396	237	166	474	23
Coloma Charter Twp Pct 2	60.55%	276	399	334	271	179	378	12
Galien Twp	66.32%	148	189	247	139	107	202	22

Hagar Twp Pct 1	66.29%	177	243	258	186	98	361	11
Hagar Twp Pct 2	65.58%	232	321	306	200	188	409	13
Lake Charter Twp	76.54%	540	621	585	444	235	874	36
Lincoln Charter Twp Pct 1	76.35%	645	568	606	329	231	859	20
Lincoln Charter Twp Pct 2	71.31%	340	483	417	280	159	538	23
Lincoln Charter Twp Pct 3	72.85%	446	454	670	312	248	821	21
Lincoln Charter Twp Pct 4	77.66%	427	476	586	377	245	838	24
Lincoln Charter Twp Pct 5	74.63%	338	341	368	201	215	567	21
Lincoln Charter Twp Pct 6	70.54%	268	319	271	188	134	469	10
New Buffalo Twp	83.61%	342	447	514	252	162	551	21
Niles Charter Twp Pct 1	67.02%	299	393	446	306	184	354	23
Niles Charter Twp Pct 2	49.18%	136	205	331	190	126	231	13
Niles Charter Twp Pct 3	56.26%	269	392	454	412	214	472	22
Niles Charter Twp Pct 4	52.02%	286	371	377	266	222	387	23
Niles Charter Twp Pct 5	70.66%	349	383	453	289	186	462	5
Oronoko Charter Twp Pct 1	74.45%	550	417	499	294	212	543	22
Oronoko Charter Twp Pct 2	60.04%	215	235	280	168	88	240	19
Oronoko Charter Twp Pct 3	53.74%	300	349	624	312	212	446	70
Pipestone Twp	65.62%	387	282	305	277	154	387	17
Royalton Twp Pct 1	75.01%	359	378	456	236	273	678	22
Royalton Twp Pct 2	73.95%	484	486	507	290	215	804	27
Sodus Twp	63.80%	363	271	310	202	197	458	18
St. Joseph Charter Twp Pct 1	67.47%	679	470	763	399	166	813	72
St. Joseph Charter Twp Pct 2	75.40%	370	463	458	236	180	661	17
St. Joseph Charter Twp Pct 3	76.08%	309	333	444	216	147	546	7
St. Joseph Charter Twp Pct 4	75.25%	550	574	713	405	318	1,035	27
Three Oaks Twp	56.56%	258	369	388	247	178	442	23
Watervliet Twp	58.52%	456	449	476	299	188	494	23
Weesaw Twp	63.17%	219	316	291	241	138	302	4
BERRIEN TOTAL	61.49%	20,496	21,963	26,664	16,470	10,271	29,495	1,819
ALLEGAN Casco Twp Pct 1		302	380	432	241	200	442	17
VAN BUREN								
City of South Haven W1 Pct 1	71.39%	149	194	266	127	85	263	30
City of South Haven W2 Pct 1	66.13%	155	242	300	167	111	282	31
City of South Haven W3 Pct 1	70.12%	149	241	321	175	135	313	10
City of South Haven W3 Pct 2	80%	0	2	5	0	3	5	0

Covert Twp Pct 1	53.18%	168	231	358	242	161	321	47
Geneva Twp Pct 1	62.74%	292	358	373	258	158	427	52
South Haven Twp Pct 1	64.71%	345	411	473	261	162	411	37
South Haven Twp Pct 2	66.90%	128	181	209	117	86	224	19
VAN BUREN TOTAL	63.92%	1,386	1,860	2,305	1,347	901	2,246	226
GRAND TOTALS:		22,184	24,203	29,401	18,058	11,372	32,183	2,062

Certificate of Determination

STATE OF MICHIGAN,)
) SS
COUNTY OF BERRIEN)

We, the undersigned members of the Berrien County Board of Election Canvassers, from and after an examination of the election returns received by said Board of Canvassers for the **Lake Michigan College Board of Trustees**, determine that at the **General Election** held on the **3rd Day of November 2020**, we certify the following individuals were elected:

Board Term Ending 12/31/2026


Vicki Burghdoff


Debra Johnson


Mary Jo Tomasini


In Witness Whereof, we have hereunto set our hand and affixed the Seal of the Circuit Court, of the County of Berrien on this **17th** Day of November, 2020.


Berrien County Board of Canvassers


Gretta Van Bree
Vice Chair


Cheryl Warner


Jess Minks


Larry Goldberg


Sharon J. Tyler
Berrien County Clerk

